

ILLUMINATION PRESENTS

# minions

THE RISE OF GRU

## ACTIVITY KIT



# LEARN ABOUT YOUR CHINESE ZODIAC SIGN

ILLUMINATION PRESENTS  
**minions**  
THE RISE OF GRU  
**WATCH NOW**



**DOG**  
Lovely  
Honest  
Prudent



**MONKEY**  
Sharp  
Smart  
Curious



**OX**  
Dependable  
Strong  
Determined



**DRAGON**  
Confident  
Intelligent  
Enthusiastic




**RAT**  
Quick-witted  
Resourceful  
Versatile



**ROOSTER**  
Observant  
Hardworking  
Courageous



**GOAT**  
Calm  
Gentle  
Sympathetic



**SNAKE**  
Enigmatic  
Intelligent  
Wise




**HORSE**  
Animated  
Active  
Energetic



**RABBIT**  
Elegant  
Kind  
Responsible



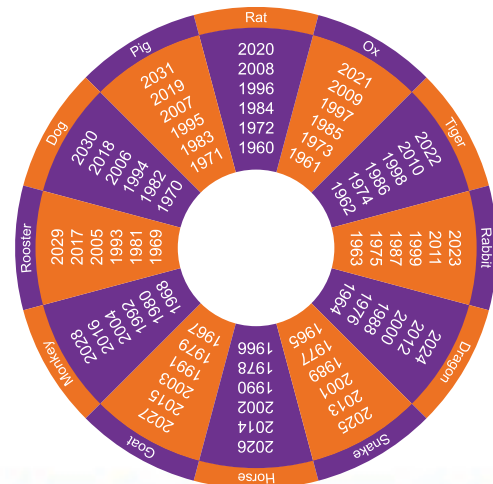
**TIGER**  
Brave  
Confident  
Competitive



**PIG**  
Compassionate  
Generous  
Diligent

## WHAT CHINESE ZODIAC SIGN ARE YOU?

Using the chart to the right, find your birth year and the animal associated with that sign.



# CRAFT

ILLUMINATION PRESENTS  
**minions**  
THE RISE OF GRU  
WATCH NOW

## MAKE MINI DISCO BALLS

### SUPPLIES:

- Mini styrofoam crafting balls
- Sequins
- String
- Hot-glue gun

### INSTRUCTIONS:

- Sort your sequins by color.
- Begin by gluing the sequins on, one by one.
- Overlap each sequin a little until the entire surface is covered.
- Glue a loop of string under your last sequin so it can be hung.
- Turn off the lights and shine a flashlight at the ball to start your disco party.



# CRAFT

ILLUMINATION PRESENTS  
**minions**  
THE RISE OF GRU  
WATCH NOW

## MAKE YOUR OWN PET ROCK

### SUPPLIES:

- Smooth round rock
- Glue stick
- Permanent black marker
- Fun fur
- Googly eyes
- Pom poms
- Paint and paintbrush

### INSTRUCTIONS:

- Prime rock by gently cleaning the surface.
- Paint the base color.
- Add details. Draw or paint a mouth with teeth.
- Glue on the eyes, pompoms, and fun fur for hair.



# RECIPE

ILLUMINATION PRESENTS  
**minions**  
THE RISE OF GRU  
WATCH NOW

## BANANA MILKSHAKE

### INGREDIENTS:

- 2 bananas, peeled and cut into pieces
- 1 1/2 cups vanilla ice cream
- 1/2 cup whole milk
- 1/2 teaspoon ground cinnamon

### INSTRUCTIONS:

- Place the bananas on a plate and freeze for 20 minutes.
- Place the bananas in the blender.
- Add in ice cream and whole milk. Sprinkle the ground cinnamon.
- Blend for 12 to 18 seconds until all is mixed.
- Serve immediately with whipped cream and cinnamon.




# FLAT OTTO

ILLUMINATION PRESENTS  
**minions**  
THE RISE OF GRU  
WATCH NOW


## DECORATE AND CUT OUT YOUR FLAT OTTO!

Color in Otto and use the accessories on the next page to prepare him for your next adventure together.




# FLAT OTTO ACCESSORIES

ILLUMINATION PRESENTS  
**minions**  
THE RISE OF GRU  
WATCH NOW



# FLAT OTTO ACCESSORIES

ILLUMINATION PRESENTS  
**minions**  
THE RISE OF GRU  
WATCH NOW




# MAZE

ILLUMINATION PRESENTS  
**minions**  
THE RISE OF GRU  
**WATCH NOW**




Help Otto find his way to San Francisco  
on his quest to find his "Mini-boss" Gru.




# COLORING SHEET

ILLUMINATION PRESENTS  
**minions**  
THE RISE OF GRU  
WATCH NOW



# COLORING SHEET

ILLUMINATION PRESENTS  
**minions**  
THE RISE OF GRU  
WATCH NOW



# COLORING SHEET

ILLUMINATION PRESENTS  
**minions**  
THE RISE OF GRU  
WATCH NOW

